



9050

The new 9050 lantern is the next generation of Peli High Performance lighting.

The 9050 includes industry first technology - The flexible battery system allows you to select between Li-ion, AA alkaline or AA NiMH to operate the light. Four battery slots let you maximize runtime. The quick-change battery system means that you have continuous lighting to get the job done. Select between spot, flood, spot/flood, or flashing modes to find the right beam for your job. The spot/flood light head outputs up to 3369 lumens without the need for diffusers or attachments so you can quickly choose the right beam type for your job. A redesigned charger base makes mounting and dismantling the lantern quick and easy. Rear taillights with adjustable colors make notification or identification as simple as pressing the dedicated switch.

The Peli 9050 delivers the innovation, durability and best-in-class performance that you have come to expect from Peli.

- Flexible battery system that can run on Li-ion battery packs, AA Alkaline or AA NiMH cells
- 4 battery slots to extend runtime or reduce weight
- Spot, Flood, Spot/Flood and Flashing modes
- 3369 lumens of maximum light output
- Convenient charger base provides quick mounting and dismantling
- Rear taillights with dedicated switch and adjustable colors (Green, Blue, Red)
- IP67 Rating
- Glove-friendly switch activation
- Wide base for stability
- Battery status indicator switch
- Approved to NFPA (National Fire Protection Association) 1901



DIMENSIONS

Length 8.03" (20.4 cm)

MATERIALS

Body ABS
O-Ring Buna-N
Lens Polycarbonate (PC)
Shroud ABS

COLOURS

■ Yellow

LIGHT SPECS

Lamp Type LED
Lamp Secondary Type LED
Lamp Life 50000 hrs

POWER

Battery Size 18650
Battery Type Lithium-Ion
Battery Quantity 2






Batteries Included	yes
Rechargeable	yes
Charge Time	5 hrs 30 mins
Battery Level Indicator	RGB LED
Volts	7.2v

WEIGHT

Weight With Batteries	45.9 oz (1301 gr)
Weight Without Batteries	38.8 oz (1100 gr)

SWITCH


Switch Type	Push Button
Light Modes	High / Low / Flashing

	FL1 STANDARD	HIGH	LOW	HIGH	LOW	HIGH	LOW
	1119 LUMENS	291 LUMENS	2523 LUMENS	354 LUMENS	3369 LUMENS	301 LUMENS	
	5h 30mins	11h 0mins	4h 15mins	13h 30mins	2h 45mins	11h 0mins	
	47m	24m	489m	117m	417m	110m	
	559cd	149cd	59760cd	7846cd	43568cd	3011cd	
	IP67						

ACCESSORIES



ADP05
DC12DV Direct Wire Adapter



ADP04
AC Adapter



ADP03
12V Vehicle Plug-In



BAT05
Replacement Lithium Ion
Battery Pack



CHG04
High Power Charging Base

c/ Provença, 388, Planta 7 • Barcelona, Spain 08025 • Phone: +34 934 674 999
info@peli.com • www.peli.com

Document created on 04-28-26